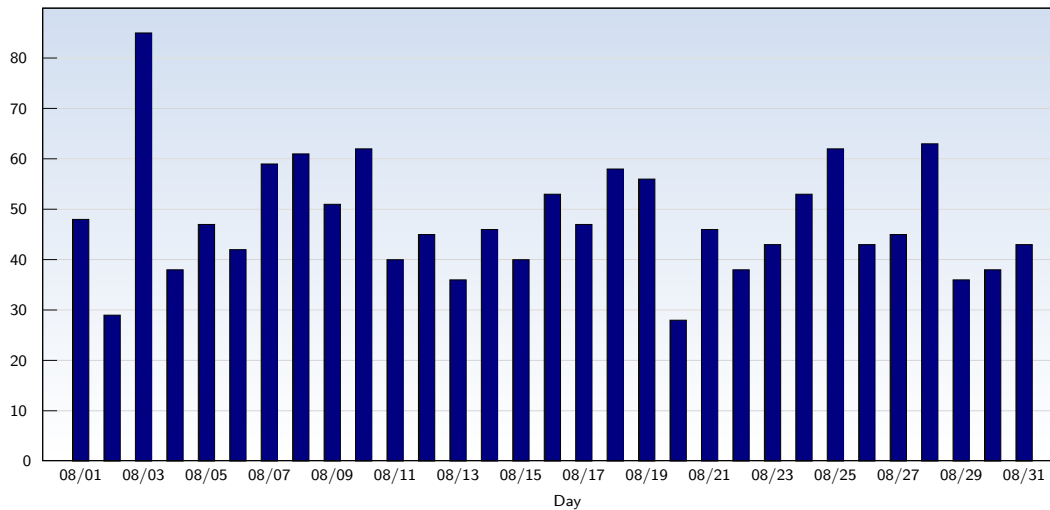




Unique Visits



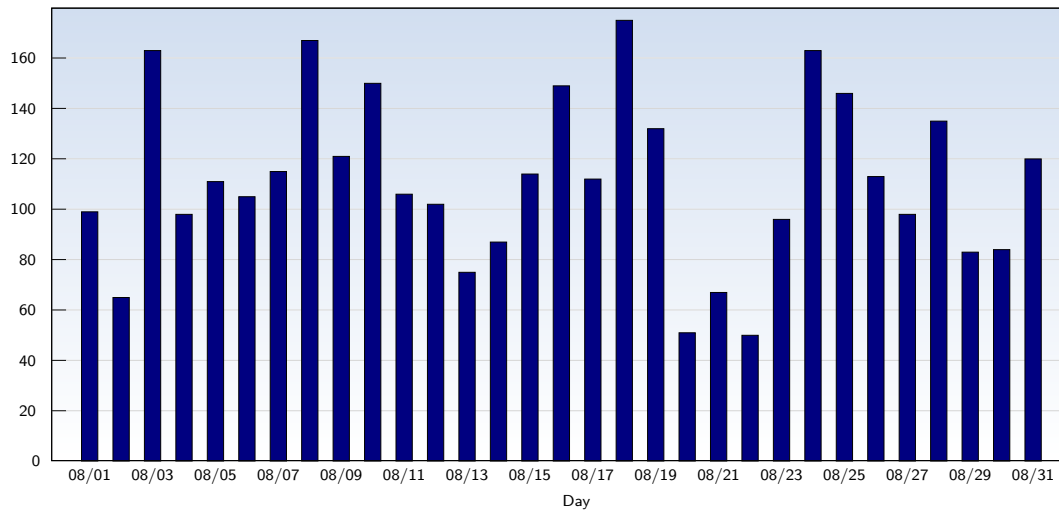
Date	Amount
Saturday 08/01/2009	48
Sunday 08/02/2009	29
Monday 08/03/2009	85
Tuesday 08/04/2009	38
Wednesday 08/05/2009	47
Thursday 08/06/2009	42
Friday 08/07/2009	59
Saturday 08/08/2009	61
Sunday 08/09/2009	51
Monday 08/10/2009	62
Tuesday 08/11/2009	40
Wednesday 08/12/2009	45
Thursday 08/13/2009	36
Friday 08/14/2009	46
Saturday 08/15/2009	40
Sunday 08/16/2009	53

Date	Amount
Monday 08/17/2009	47
Tuesday 08/18/2009	58
Wednesday 08/19/2009	56
Thursday 08/20/2009	28
Friday 08/21/2009	46
Saturday 08/22/2009	38
Sunday 08/23/2009	43
Monday 08/24/2009	53
Tuesday 08/25/2009	62
Wednesday 08/26/2009	43
Thursday 08/27/2009	45
Friday 08/28/2009	63
Saturday 08/29/2009	36
Sunday 08/30/2009	38
Monday 08/31/2009	43
Total	1481

This analysis summarizes multiple page impressions of an individual visitor into unique visits. A visitor is counted as an unique visit when requesting at least one page. If more than 30 minutes have elapsed since the first page impression, further requests will be counted as a new unique visit.



Page Views



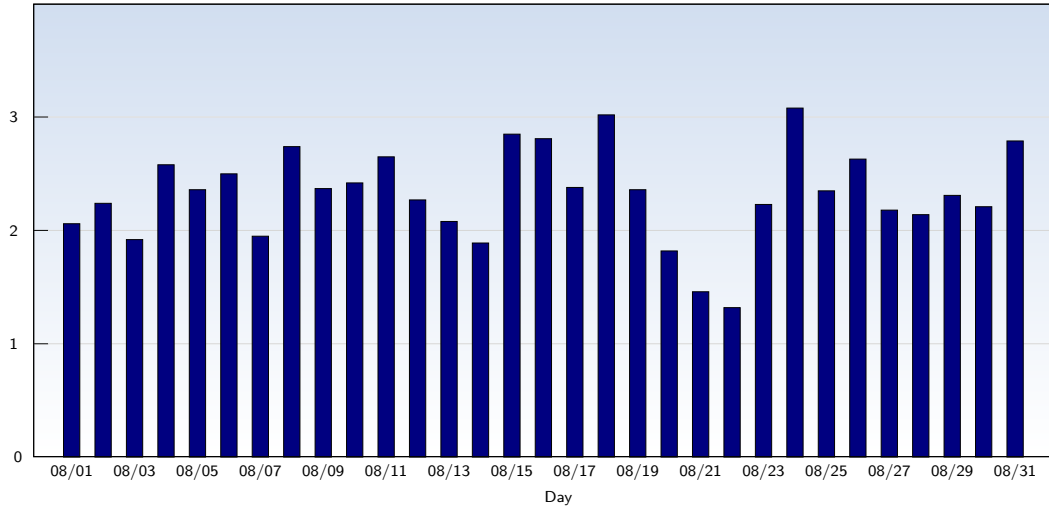
Date	Amount
Saturday 08/01/2009	99
Sunday 08/02/2009	65
Monday 08/03/2009	163
Tuesday 08/04/2009	98
Wednesday 08/05/2009	111
Thursday 08/06/2009	105
Friday 08/07/2009	115
Saturday 08/08/2009	167
Sunday 08/09/2009	121
Monday 08/10/2009	150
Tuesday 08/11/2009	106
Wednesday 08/12/2009	102
Thursday 08/13/2009	75
Friday 08/14/2009	87
Saturday 08/15/2009	114
Sunday 08/16/2009	149

Date	Amount
Monday 08/17/2009	112
Tuesday 08/18/2009	175
Wednesday 08/19/2009	132
Thursday 08/20/2009	51
Friday 08/21/2009	67
Saturday 08/22/2009	50
Sunday 08/23/2009	96
Monday 08/24/2009	163
Tuesday 08/25/2009	146
Wednesday 08/26/2009	113
Thursday 08/27/2009	98
Friday 08/28/2009	135
Saturday 08/29/2009	83
Sunday 08/30/2009	84
Monday 08/31/2009	120
Total	3452

These statistics show all successful page views (also known as page impressions) and the time they were made. Only fully loaded pages are counted. Individual images and components are not included.



Pages per Visit



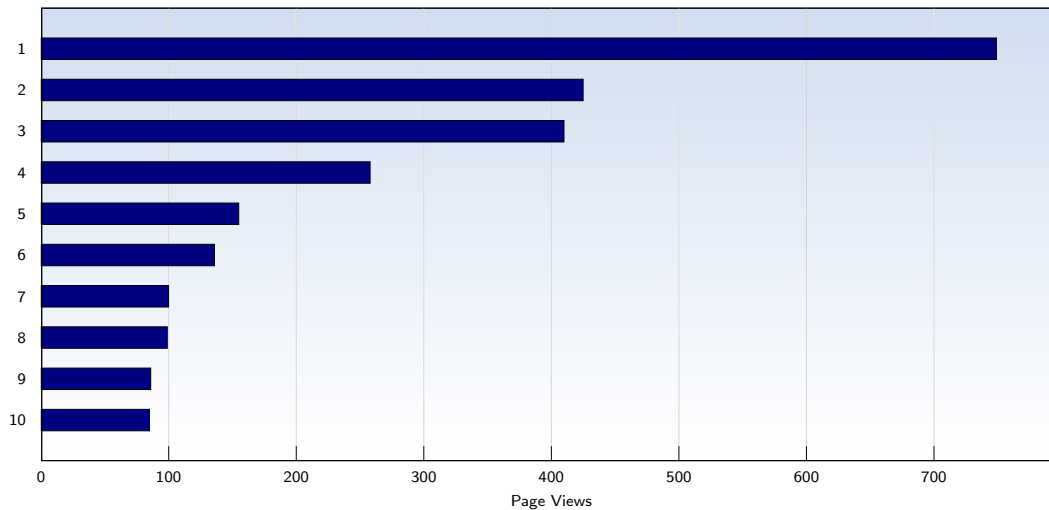
Date	Amount
Saturday 08/01/2009	2.06
Sunday 08/02/2009	2.24
Monday 08/03/2009	1.92
Tuesday 08/04/2009	2.58
Wednesday 08/05/2009	2.36
Thursday 08/06/2009	2.50
Friday 08/07/2009	1.95
Saturday 08/08/2009	2.74
Sunday 08/09/2009	2.37
Monday 08/10/2009	2.42
Tuesday 08/11/2009	2.65
Wednesday 08/12/2009	2.27
Thursday 08/13/2009	2.08
Friday 08/14/2009	1.89
Saturday 08/15/2009	2.85
Sunday 08/16/2009	2.81

Date	Amount
Monday 08/17/2009	2.38
Tuesday 08/18/2009	3.02
Wednesday 08/19/2009	2.36
Thursday 08/20/2009	1.82
Friday 08/21/2009	1.46
Saturday 08/22/2009	1.32
Sunday 08/23/2009	2.23
Monday 08/24/2009	3.08
Tuesday 08/25/2009	2.35
Wednesday 08/26/2009	2.63
Thursday 08/27/2009	2.18
Friday 08/28/2009	2.14
Saturday 08/29/2009	2.31
Sunday 08/30/2009	2.21
Monday 08/31/2009	2.79
Average	2.33

The average number of pages opened per unique visit. Only fully loaded pages are counted.



Top 10 Popular Pages

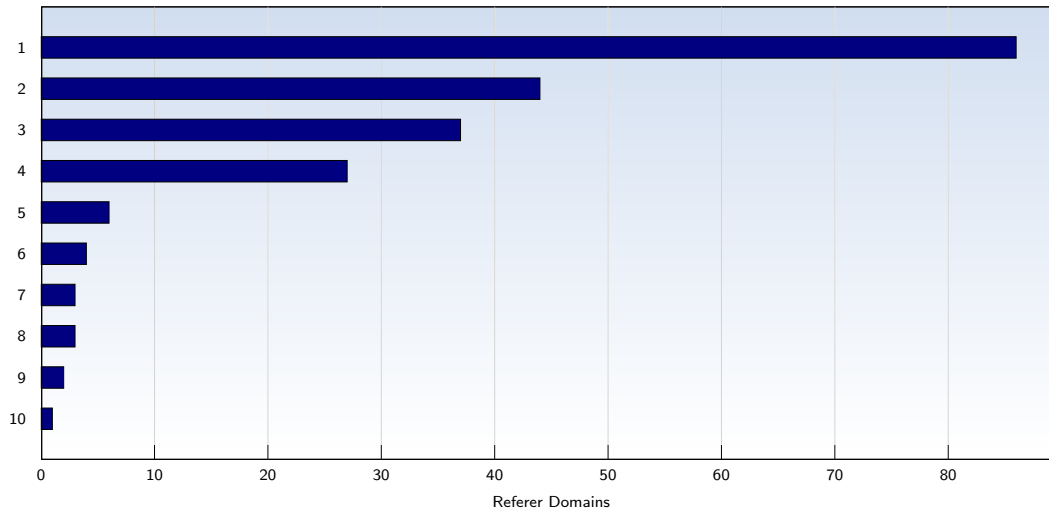


Rank	Page	Amount	%
1	lcbswim.com/LCB0904/default.htm	749	21
2	lcbswim.com/LCB0904/_vti_bin/fpcount.exe/LCB0904/	425	12
3	lcbswim.com/LCB0904/MainPage.htm	410	11
4	lcbswim.com/LCB0904/calendar2.htm	258	7
5	lcbswim.com/LCB0904/Lake%20Central%20Barracudas%202009%20information.pdf	155	4
6	lcbswim.com/LCB0904/resource.htm	136	3
7	lcbswim.com/LCB0904/Coaches.htm	100	2
8	lcbswim.com/LCB0904/Goals.htm	99	2
9	lcbswim.com/LCB0904/results.htm	86	2
10	lcbswim.com/LCB0904/swimming_times.htm	85	2
	Total	3452	

These statistics show you the most frequently called pages.



Top 10 Referer Domains



Rank	Domain	Amount	%
1	google.com	86	5
2	yahoo.com	44	2
3	inswimming.org	37	2
4	bing.com	27	1
5	stjohnin.com	6	0
6	starlogic.biz	4	0
7	aol.com	3	0
8	rssz.ru	3	0
9	comcast.net	2	0
10	domaintools.com	1	0
	Total	222	

222 out of 1481 visits contained a referer that could be evaluated. This analysis shows domains referring to your site. Subpages are summarized under the main domain.